


Publisher3D Professional

Technical Illustration Software



Publisher3D™ Professional is an easy-to-use technical illustration program that leverages existing 3D data to publish raster images, vector graphics, 3D PDF and interactive online illustrations. As easy-to-use as Office, Publisher3D provides all the 3D power needed by today's illustrators. Publisher3D includes unique capabilities such as tools for directly associating parts lists with illustration call numbers, and an intuitive illustration workspace. 3D CAD software is NOT required.

Customers that use Publisher3D get better results in minutes as opposed to weeks using other methods. Using Publisher3D provides multiple benefits including: time-to-market improvements, quality improvements, more effective communication and generally happier customers. In addition, a full library of illustrations can be updated in minutes, rather than hours or days.

Raster and Vector Graphics

Create illustrations from 3D models. Use tools to create exploded views, add balloons and then publish professional graphics.

Online Interactive 3D

Publish your 3D design to the cloud for instructions, catalogs and reviews. Create cgraphics using Publisher3D to share information.

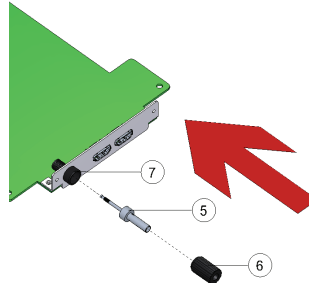
3D PDF Files

Produce powerful 3D PDF documents with embedded interactive 3D. Create custom illustrations then pick a 3D PDF template.

www.publisher3d.com

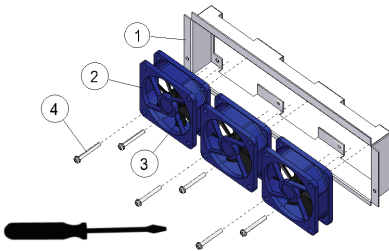
Key Features

- Import a wide-range of 3D CAD file formats
- Leverage a versatile assortment of 3D Tools
- Create illustrations by capturing views
- Organize illustrations into storyboards
- Publish illustrations to multiple formats



Create Quality Illustrations

Capture illustrations and organize them using storyboards. Create step-by-step processes, markup illustrations with balloons and callouts.



Draw in 3D

Quickly add arrows, symbols, text and images in the 3D scene by simply drawing onto a 3D reference plane.

Manage Parts Lists

Create custom parts lists easily from selected parts and populate cells with metadata from CAD file. Automatically create Illustration balloons that match parts list. Export parts lists to Microsoft Excel.

Manage Design Changes

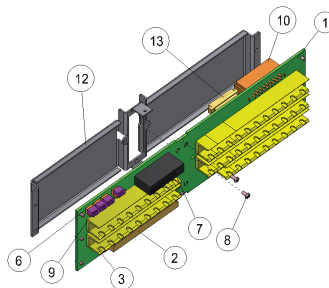
Use Publisher3D Professional's illustration update features to automatically update entire sets of illustrations when 3D designs change.

Manage Large Projects

Better manage projects by using configurations to work with subsets of large models, simplifying the process.

Automate Creation

Use Smart Template Technology™ to quickly create a series of 3D illustrations that communicate a step-by-step process or produce a graphical parts list.



Key Benefits

Lowest Costs

- Minimize the burden on engineering
- Rapidly create technical illustrations
- Publish to multiple formats

Automates Updates

Update hundreds of illustrations in a single step when 3D CAD designs change.

Easy To Use

- As easy to install and use as Office
- Designed to be used by technical illustrators and graphical artists, not just engineers

Powerful 3D Tools

- Includes all the 3D tools needed to create illustrations
- Easily manage call numbers by associating illustrations with a parts list
- Exceptional tools for managing and working with large models

Affordable

- Highly competitive pricing allows entire teams to benefit
- No need to purchase 3D CAD tools for non-engineers

"Implementing QuadriSpace helped us jumpstart the creation of the biggest catalog we have ever put out. There was a huge time savings and we were able to utilize informative exploded views to an extent that was previously impractical!"

www.publisher3d.com

QuadriSpace Corporation
705 North Greenville, Suite 800
Allen, Tx 75002 United States
www.quadrispace.com
972.359.6700
info@quadrispace.com